

OPERA 2A



200 cm



8 mm



2 cm
Seitenwand



Soft closing



DOPPELTE SCHIEBETÜR MIT 2 FIXTEILE

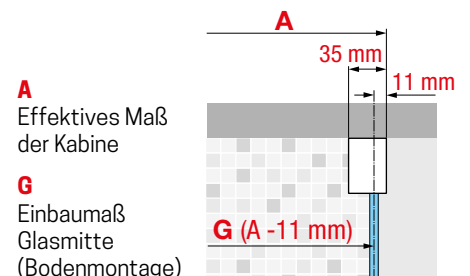
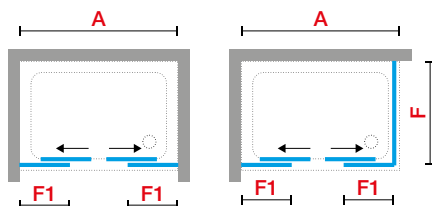
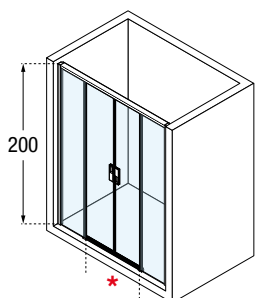
Für Nischeneinbau oder in Kombination mit 1 Seitenwand OPERA F

| Mass | | | | | Code | Glas | | Profilfarbe Preis | | | |
|--------------------|----------------|---------------------|--------------|------------------|------------------|---------------|-----------|-------------------|-------|--------------|---|
| Maß der Duschtasse | Effektives Maß | Einbaumaß Glasmitte | Maß Festteil | Eingstiegsbreite | | 1 | 51 | U | B | K | H |
| A | G | F1 | * | | ESG-Klar | Ravenna Dekor | Weiß Matt | Silber | Chrom | Schwarz Matt | |
| TÜR | | | | | | | | | | | |
| 120 | 117↔121 | 115,9↔119,9 | 31 | 45 | OPE2A117- | | | | | | |
| | 121↔125 | 119,9↔123,9 | 32 | 47 | OPE2A121- | | | | | | |
| | 125↔129 | 123,9↔127,9 | 33 | 49 | OPE2A125- | | | | | | |
| 130 | 129↔133 | 127,9↔131,9 | 34 | 51 | OPE2A129- | | | | | | |
| | 133↔137 | 131,9↔135,9 | 35 | 53 | OPE2A133- | | | | | | |
| 140 | 137↔141 | 135,9↔139,9 | 36 | 52 | OPE2A137- | | | | | | |
| | 141↔145 | 139,9↔143,9 | 37 | 54 | OPE2A141- | | | | | | |
| | 145↔149 | 143,9↔147,9 | 38 | 56 | OPE2A145- | | | | | | |
| 150 | 149↔153 | 147,9↔151,9 | 39 | 58 | OPE2A149- | | | | | | |
| | 153↔157 | 151,9↔155,9 | 40 | 60 | OPE2A153- | | | | | | |
| 160 | 157↔161 | 155,9↔159,9 | 41 | 62 | OPE2A157- | | | | | | |
| | 161↔165 | 159,9↔163,9 | 42 | 64 | OPE2A161- | | | | | | |
| | 165↔169 | 163,9↔167,9 | 43 | 66 | OPE2A165- | | | | | | |
| 170 | 169↔173 | 167,9↔171,9 | 44 | 68 | OPE2A169- | | | | | | |
| | 173↔177 | 171,9↔175,9 | 45 | 70 | OPE2A173- | | | | | | |
| 180 | 177↔181 | 175,9↔179,9 | 46 | 72 | OPE2A177- | | | | | | |
| | 197↔201 | 195,9↔199,9 | 51 | 82 | OPE2A197- | | | | | | |

| SEITENWAND | | | | | Code | Glas | Profilfarbe | Preis |
|------------|---------|-------------|--|--|-----------------|------|-------------|-------|
| F | | | | | | | | |
| | 67↔69 | 65,9↔67,9 | | | OPEF67- | | | |
| 70 | 69↔71 | 67,9↔69,9 | | | OPEF69- | | | |
| 75 | 73↔75 | 71,9↔73,9 | | | OPEF73- | | | |
| | 75↔77 | 73,9↔75,9 | | | OPEF75- | | | |
| | 77↔79 | 75,9↔77,9 | | | OPEF77- | | | |
| 80 | 79↔81 | 77,9↔79,9 | | | OPEF79- | | | |
| | 85↔87 | 83,9↔85,9 | | | OPEF85- | | | |
| | 87↔89 | 85,9↔87,9 | | | OPEF87- | | | |
| 90 | 89↔91 | 87,9↔89,9 | | | OPEF89- | | | |
| | 95↔97 | 93,9↔95,9 | | | OPEF95- | | | |
| | 97↔99 | 95,9↔97,9 | | | OPEF97- | | | |
| 100 | 99↔101 | 97,9↔99,9 | | | OPEF99- | | | |
| | 105↔107 | 103,9↔105,9 | | | OPEF105- | | | |
| | 107↔109 | 105,9↔107,9 | | | OPEF107- | | | |
| | 115↔117 | 113,9↔115,9 | | | OPEF115- | | | |
| | 117↔119 | 115,9↔117,9 | | | OPEF117- | | | |
| 120 | 119↔121 | 117,9↔119,9 | | | OPEF119- | | | |

H = 200
L 67↔119

SPECIAL **OPEFSP**





GLAS ZERTIFIZIERT



ESG-Klar
cod 1




Ravenna Dekor
cod 51

PROFILFARBEN



Weiß Matt
cod U



Silber
cod B




Chrom
cod K




Schwarz Matt
cod H

TECHNISCHE DATEN

PROFILFARBEN



Wei Matt
cod. U



Silber
cod. B



Chrom
cod. K



Schwarz Matt
cod. H


GLAS ZERTIFIZIERT 8 mm (European Standards UNI EN 14428)



ESG-Klar
cod. 1



DEKOR



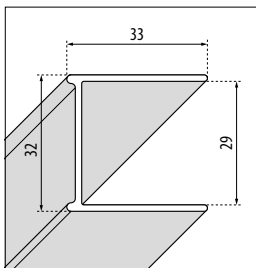
Ravenna
cod. 51

GRIFFE



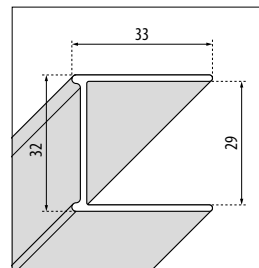
Griff Chrom, Wei
oder Schwarz

WANDMONTAGEPROFIL



SEITENWAND
Fr Opera PH - 2P - A - 2PH

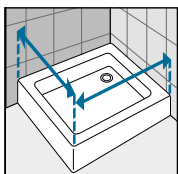
| Hhe | Profilfarben | Code |
|------|--------------|--------------------|
| 1999 | Wei Matt | P01BXMOST-U |
| | Silber | P01BXMOST-B |
| | Chrom | P01BXMOST-K |
| | Schwarz Matt | P01BXMOST-H |



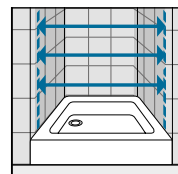
SEITENWAND
Fr Opera FH

| Hhe | Profilfarben | Code |
|------|--------------|--------------------|
| 2002 | Wei Matt | P01BXFHST-U |
| | Silber | P01BXFHST-B |
| | Chrom | P01BXFHST-K |
| | Schwarz Matt | P01BXMOST-H |

WIE SIE RICHTIG MESSEN



Die Mae von der Wand bis zum
ueren Rand der Duschanne
angeben.



Vermessen Sie den Abstand von
Wand zu Wand im unteren, mittleren
und oberen Bereich und bentzen
Sie den niedrigeren Wert. Die Mae
sollen von schon fertig verfliesten
Wnden nach den aufgefhrten
Skizzen abgenommen werden.