


# AURORA 2

PARETE VASCA, 2 ANTE A SOFFIETTO RIPIEGABILI ALL'INTERNO



## FINITURE VETRI



Trasparente  
cod 1

Aqua  
cod 2



Satin  
cod 4

## FINITURE PROFILI



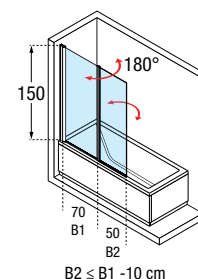
Bianco  
cod A

Silver  
cod B

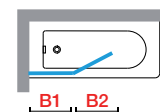


Cromo  
cod K

Misure	Codice	Scelta vetro			Scelta profilo		
		1	2	4	A	B	K
Misura effettiva d'ingombro		Trasparente	Aqua	Satinato	Bianco	Silver	Cromo
120 x 150 H	<b>AURORAN2-</b>						
B1=30↔70 + B2=30↔60 x H 100±150	<b>AURORAN2SP</b>						


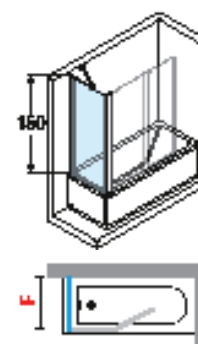


B2 ≤ B1 - 10 cm



B1 B2

FISSO LATERALE							
F							
67↔70	<b>AURORAN2FV70-</b>						
72↔75	<b>AURORAN2FV75-</b>						
77↔80	<b>AURORAN2FV80-</b>						



## DATI TECNICI

### FINITURE PROFILI



Bianco  
cod. A-D



Silver  
cod. B



Cromo  
cod. K



Nero  
cod. H

### VETRO TEMPRATO (European Standards UNI EN 14428)



Trasparente  
cod. 1



Aqua  
cod. 2  
(solo per Young 2.0 1V, 3V,  
1BSV, Aurora 1, 2, 3)



Piomato  
cod. 3  
(solo per Aurora 9, 3PV4,  
2SV4, 2AV4, VFL4)



Satin  
cod. 4  
(solo per Young 2.0 1V,  
3V, 1BSV, Aurora 1, 2, 3)


### SERIGRAFIA



Rose 1  
cod. 56  
(solo per Rose Rosse 2MV,  
3PV, 2PV, PHV+F)



Esprit  
cod. 5  
(solo per Aurora 3PV4,  
2SV4, 2AV4, VFL4)



Ravenna  
cod. 51  
(solo per Kuadra 3V)



Riviera  
code 55  
(solo per RIVIERA 2.0  
3PV+FV)

### ACRILICO



Circolare  
cod. 43  
(solo per Aurora 3PV4,  
VFL4)

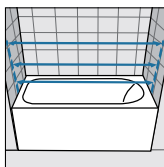
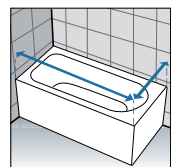


Anelli  
cod. 16  
(solo per Aurora 9)



Ghiaccio  
cod. 20  
(solo per Riviera 2.0  
3PV+FV)

### COME RILEVARE LE MISURE



Rilevare le misure da muro a bordo esterno della vasca. Le misure devono essere rilevate sulla parete finita, a rivestimenti posati, secondo gli schemi riportati.