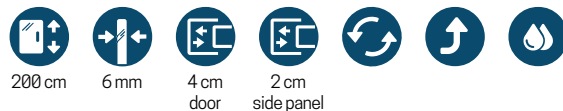


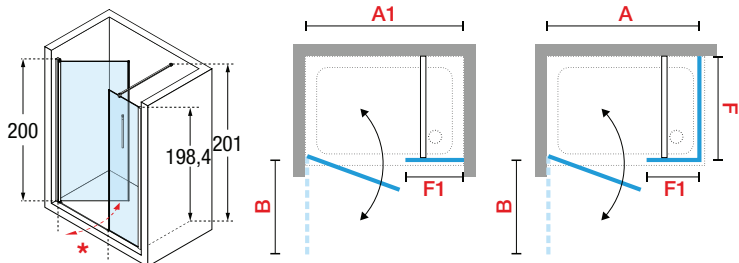
# YOUNG G+F IN LINE



## SHOWER DOOR, 1 HINGED DOOR + 1 FIXED PANEL IN LINE

Dimensions						Code	Glass			Profile			
Actual size with side panel	Glass centered	For recess	Fix panel in line	Access	Door projection		1	2	4	D	B	K	H
A	G	A1	F1	*	B		Clear	Aqua	Satin	White	Silver	Chrome	Matt Black
<b>DOOR</b>													
98↔102	96,4↔100,4	97↔101	32,5	58	59	<b>Y2GFL97-</b>							
108↔112	106,4↔110,4	107↔111	42,5	58	59	<b>Y2GFL107-</b>							
115↔119	113,4↔117,4	114↔118	39,5	68	69	<b>Y2GFL114-</b>							
118↔122	116,4↔120,4	117↔121	42,5	68	69	<b>Y2GFL117-</b>							
135↔139	133,4↔137,4	134↔138	49,5	78	79	<b>Y2GFL134-</b>							
138↔142	136,4↔140,4	137↔141	52,5	78	79	<b>Y2GFL137-</b>							
148↔152	146,4↔150,4	147↔151	52,5	88	89	<b>Y2GFL147-</b>							
155↔159	153,4↔157,4	154↔158	59,5	88	89	<b>Y2GFL154-</b>							
158↔162	156,4↔160,4	157↔161	62,5	88	89	<b>Y2GFL157-</b>							
165↔169	163,4↔167,4	164↔168	69,5	88	89	<b>Y2GFL164-</b>							
168↔172	166,4↔170,4	167↔171	72,5	88	89	<b>Y2GFL167-</b>							
178↔182	176,4↔180,4	177↔181	82,5	88	89	<b>Y2GFL177-</b>							
H 140↑220						SPECIAL	<b>Y2GFLSP</b>						
L 97↔177													
<b>SIDE PANEL</b>													
<b>F</b>													
57↔59	55,4↔57,4	-	-	-	-	<b>Y2F1B57-</b>							
59↔61	57,4↔59,4	-	-	-	-	<b>Y2F1B59-</b>							
65↔67	63,4↔65,4	-	-	-	-	<b>Y2F1B65-</b>							
67↔69	65,4↔67,4	-	-	-	-	<b>Y2F1B67-</b>							
69↔71	67,4↔69,4	-	-	-	-	<b>Y2F1B69-</b>							
73↔75	71,4↔73,4	-	-	-	-	<b>Y2F1B73-</b>							
75↔77	73,4↔75,4	-	-	-	-	<b>Y2F1B75-</b>							
76↔78	74,4↔76,4	-	-	-	-	<b>Y2F1B76-</b>							
77↔79	75,4↔77,4	-	-	-	-	<b>Y2F1B77-</b>							
79↔81	77,4↔79,4	-	-	-	-	<b>Y2F1B79-</b>							
81↔83	79,4↔81,4	-	-	-	-	<b>Y2F1B81-</b>							
85↔87	83,4↔85,4	-	-	-	-	<b>Y2F1B85-</b>							
87↔89	85,4↔87,4	-	-	-	-	<b>Y2F1B87-</b>							
89↔91	87,4↔89,4	-	-	-	-	<b>Y2F1B89-</b>							
91↔93	89,4↔91,4	-	-	-	-	<b>Y2F1B91-</b>							
95↔97	93,4↔95,4	-	-	-	-	<b>Y2F1B95-</b>							
97↔99	95,4↔97,4	-	-	-	-	<b>Y2F1B97-</b>							
99↔101	97,4↔99,4	-	-	-	-	<b>Y2F1B99-</b>							
101↔103	99,4↔101,4	-	-	-	-	<b>Y2F1B101-</b>							
117↔119	115,4↔117,4	-	-	-	-	<b>Y2F1B117-</b>							
119↔121	117,4↔119,4	-	-	-	-	<b>Y2F1B119-</b>							
H 140↑220						SPECIAL	<b>Y2F1BSP</b>						
L 20↔120													

**SPECIAL SIDE PANEL MUST BE ORDERED THE SAME HEIGHT AS THE DOOR.**  
**STANDARD SUPPORT BAR SUPPLIED 150 CM**  
**AVAILABLE IN GOLD FINISH = CHROME +10% (APPROX. 8 WEEKS)**

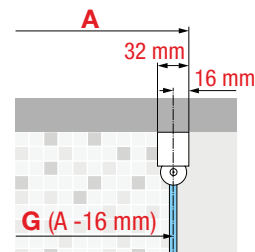


### OPTIONAL

**LOWER HORIZONTAL GASKET**  
 FOR ASSEMBLY WITHOUT LOWER SEAL PROFILE

Code	Price
<b>R55SPBOM01-TR</b>	

- A** Installation on shower tray
- G** Installation on floor






#### GLASS TYPE



Clear  
code 1



Aqua  
code 2



Satin  
code 4

#### PROFILE COLOURS



White  
code D



Silver  
code B



Chrome  
code K



Matt black  
code H

OPTIONAL



**SUPPORT BAR**

Finishing	Dimensions	Code	Price
Chrome	15 cm	<b>R80LOU150-K</b>	
Gold	15 cm	<b>R80LOU150-O</b>	
Chrome	25 cm	<b>R80LOU250-K</b>	
Gold	25 cm	<b>R80LOU250-O</b>	
Matt Black	25 cm	<b>R80LOU250-H</b>	
Chrome	35 cm	<b>R80LOU350-K</b>	
Gold	35 cm	<b>R80LOU350-O</b>	
Matt Black	35 cm	<b>R80LOU350-H</b>	
Chrome	45 cm	<b>R80LOU450-K</b>	
Gold	45 cm	<b>R80LOU450-O</b>	
Matt Black	45 cm	<b>R80LOU450-H</b>	



**SUPPORT BAR 200 CM LENGTH**

Finishing	Code	Price
White	<b>R80Y220-D</b>	
Silver	<b>R80Y220-B</b>	
Chrome	<b>R80Y220-K</b>	
Gold	<b>R80Y220-O</b>	
Matt Black	<b>R80Y220-H</b>	



**ADJUSTABLE BAR KIT**

- 1 adjustable bar of 100cm (shortened)
- 1 wall attachment
- 1 glass clamp

Finishing	Dimensions	Code	Price
White	100 cm	<b>R80KUOR100-D</b>	
Silver	100 cm	<b>R80KUOR100-B</b>	
Chrome	100 cm	<b>R80KUOR100-K</b>	
Black	100 cm	<b>R80KUOR100-H</b>	



**"T" BAR KIT**

Support bar of 150 cm to match with the supplied bar for T solution

Finishing	Code	Price
White	<b>R80Y215T-D</b>	
Silver	<b>R80Y215T-B</b>	
Chrome	<b>R80Y215T-K</b>	
Gold	<b>R80Y215T-O</b>	
Matt Black	<b>R80Y215T-H</b>	



**LOWER HORIZONTAL GASKET - L. 100**

FOR ASSEMBLY WITHOUT LOWER SEAL PROFILE  
(for boxes larger than 114, order 2 pieces)

FOR YOUNG 2A - 2B

Code	Price
<b>R55SPB02A1-TR</b>	

FOR YOUNG A / 2G / 2GS

Code	Price
<b>R55SPB0A01-TR</b>	

FOR YOUNG 1B - 1BS - 2P - G

Code	Price
<b>R55SPB0M01-TR</b>	



**LOWER HORIZONTAL GASKET**

FOR ASSEMBLY WITHOUT LOWER SEAL PROFILE

FOR YOUNG R2, R2LUX

Code	Price
<b>R55SPBOR01-TR</b>	

FOR YOUNG R, R1

Code	Price
<b>R55SPBOR11-TR</b>	

# TECHNICAL DATA

## PROFILE COLOURS



White  
code D




Silver  
code B



Chrome  
code K



Black  
code H



Gold  
code O

**ON REQUEST FOR  
INDICATED MODELS**

ONLY STANDARD  
MEASURES, 8 WEEKS  
DELIVERY

## GLASS TYPES 6 mm (European Standards UNI EN 14428)



Clear  
code 1

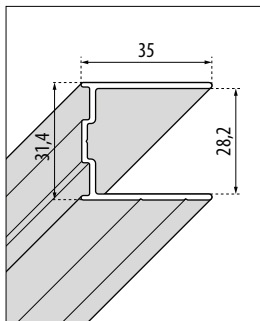


Aqua  
code 2



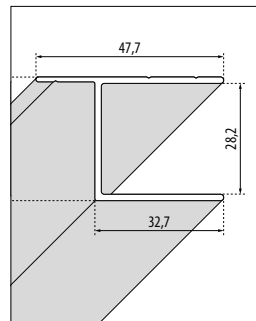
Satin  
code 4

## OVERALL DIMENSIONS FIXING PROFILES



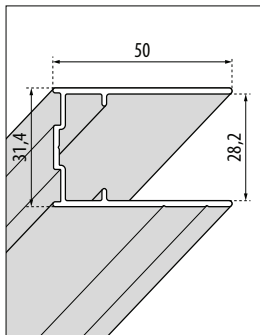
### WALL

Height	Profile	Code
1984	White	<b>P01BNMOBST-A</b>
	Silver	<b>P01BNMOBST-B</b>
	Chrome	<b>P01BNMOBST-K</b>
	Black	<b>P01BNMOBST-H</b>
2000	White	<b>P01BNMOAST-A</b>
	Silver	<b>P01BNMOAST-B</b>
	Chrome	<b>P01BNMOAST-K</b>
	Black	<b>P01BNMOAST-H</b>



### WALL

Height	Profile	Code
1984	White	<b>P01Y2MOBSTL-A</b>
	Silver	<b>P01Y2MOBSTL-B</b>
	Chrome	<b>P01Y2MOBSTL-K</b>
	Black	<b>P01Y2MOBSTL-H</b>
2000	White	<b>P01Y2MOASTL-A</b>
	Silver	<b>P01Y2MOASTL-B</b>
	Chrome	<b>P01Y2MOASTL-K</b>
	Black	<b>P01Y2MOASTL-H</b>

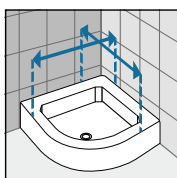
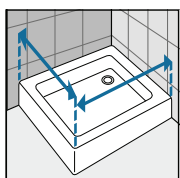


### DEEPER WALL PROFILE

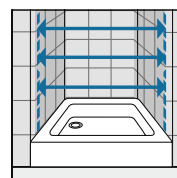
+15 mm adjustability

Height	Profile	Code
1984	White	<b>P05Y2ST-A</b>
	Silver	<b>P05Y2ST-B</b>
	Chrome	<b>P05Y2ST-K</b>
	Black	<b>P05Y2ST-H</b>
2000	White	<b>P05Y2ST2-A</b>
	Silver	<b>P05Y2ST2-B</b>
	Chrome	<b>P05Y2ST2-K</b>
	Black	<b>P05Y2ST2-H</b>

## HOW TO TAKE THE MEASUREMENTS



Take the measurements from wall to the external edge of the shower tray. Dimensions must be taken once the walls are finished and tiled, according to the above drawings.



Take the measurements from wall to tray at the bottom, at the top, in the middle and use the smallest. Dimensions must be taken once the walls are finished and tiled, according to the above drawings.