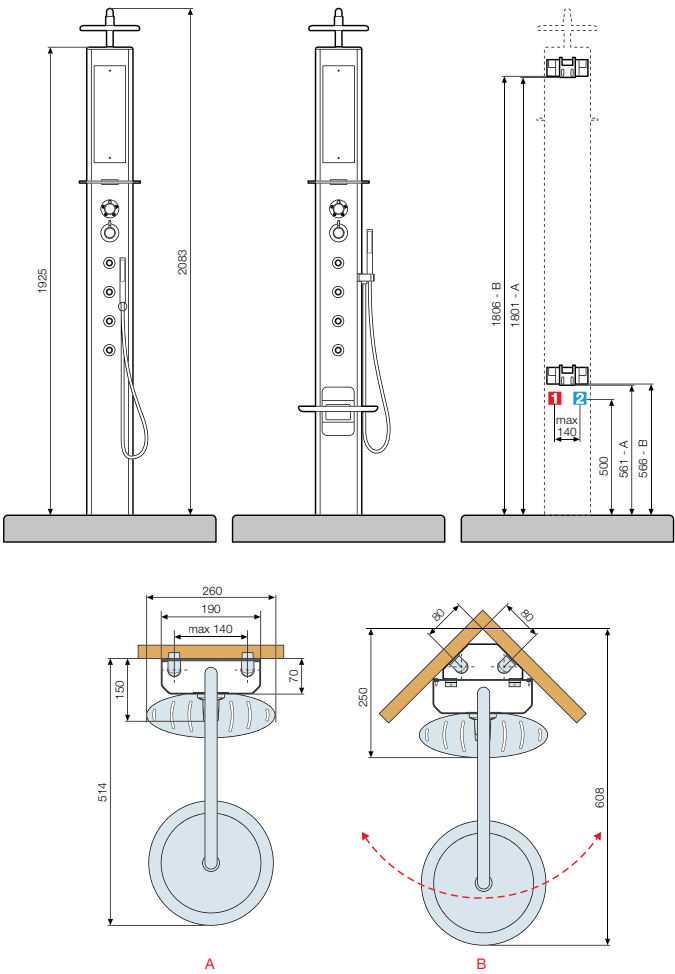


THINK 1

EQUIPPED PANEL WITH SHOWER HEAD, FOR WALL OR CORNER FITTING



Shower head 200x200 mm




Mixer	Dimensions (cm)	Code	Price
WITHOUT SEAT			
Manual	19 X 210	THINKN1VM-B	
Thermostatic	19 X 210	THINKN1VT-B	
WITH SEAT			
Manual	19 X 210	THINKNP1VM-B	
Thermostatic	19 X 210	THINKNP1VT-B	

1 2

Water connections for wall mounted fittings


1



HYDRAULIC CHARACTERISTIC

Optimum dynamic pressure 2÷5 bar

2



1/2" hot water connection

Cold water connection 1/2"